



American Outdoor Grill® • 2017 Collection Catalog • RH Peterson Co.




GRILL  
BETTER!

CRAFTED WITH PRIDE  IN THE USA

RH  PETERSON co.





Special moments, like a family barbecue or a celebration with friends and neighbors, are made even more so with the American Outdoor Grill®.

**Backyard Perfection**





AMERICAN OUTDOOR GRILL

Designed and manufactured by the company that brings you Fire Magic® Premium Grills, AOG® grills add style and cooking excellence to your outdoor kitchen.

*Whether Built-In or Portable, you'll be delighted with the performance and appearance of your American Outdoor Grill®*

## FEATURE HIGHLIGHTS



SEAMLESS HOOD AND CONTROL  
PANEL WITH BRUSHED EDGES



304 STAINLESS STEEL BURNERS



BUILT-IN INFRARED  
BACKBURNER



VAPORIZER PANELS



"RAPID LIGHT" IGNITION  
("T" SERIES)



STAINLESS STEEL ROD  
COOKING GRIDS



ANALOG THERMOMETER  
WITH POLISHED BEZEL



ON/OFF LIGHT CONTROL  
BUTTON ("L" SERIES)



ELECTRONIC IGNITION  
PUSH BUTTON ("L" SERIES)



HALOGEN LIGHTS  
("L" SERIES)

- ❖ Heavy duty 304 series stainless steel construction
- ❖ Advanced high-quality 304 series stainless steel burners
- ❖ Stainless steel vaporizer panels for even heat distribution
- ❖ Heavy gauge, seamless oven hood and control panel with brushed edges
- ❖ Heavy duty 304 stainless steel cooking grids
- ❖ Backburner with high performance rotisserie kit (not available on -00SP)
- ❖ Halogen interior lights ("L" series only)
- ❖ Electronic push button ignition ("L" series only)
- ❖ 120 Volt power source required for "L" series grills

- ❖ "Rapid Light" piezo ignition system, no power or batteries required ("T" series only)
- ❖ Large Analog thermometer with polished bezel reads up to 1000° F
- ❖ Heavy duty warming rack included with all units
- ❖ Flush mounted brass side burner on Portable Grills - 12,000 BTU's
- ❖ 10" easy-to-use stainless steel drip tray
- ❖ LP conversion orifices included with Built-In and Post Grills
- ❖ Louvered on sides of firebox for even temperatures
- ❖ Easy cushion lid bumpers (front and back)

## "L" SERIES GRILLS

The "L" series grills feature an electronic push button ignition system and interior halogen lights (controlled by a push button located on the right side of the unit) ideal for night grilling. Requires 120 Volt AC power.



### Model Shown: 24NBL

Primary Cooking Surface:	432 sq. inches
BTU's:	32,000 Primary + 10,000 Backburner
Cut-out:	24½"w x 19½"d x 8½"h



### Model Shown: 30NBL

Primary Cooking Surface:	540 sq. inches
BTU's:	45,000 Primary + 10,000 Backburner
Cut-out:	30¾"w x 19½"d x 8½"h



## BUILT-IN COLLECTIONS



### Model Shown: 36NBL

Primary Cooking Surface:	648 sq. inches
BTU's:	50,000 Primary + 12,000 Backburner
Cut-out:	37"w x 19½"d x 8½"h



**HALOGEN LIGHTS**  
Included with all "L" series grills

All models available in Natural Gas with Propane conversion kit included.

All models also available without backburner (-00SP).

For optional factory-installed Infrared Burner upgrade, replacing left standard burner on "L" Series Grills, add **-R** to Model # (e.g. 36NBL-R). Additional cost applies.





Pictured above: DC790-CBR-108SM Island, 36NBL Grill, REF-20 Refrigerator, & 3282L Double Side Burner


## "T" SERIES GRILLS

The "T" series grills feature a push-to-light piezo ignition system that eliminates the need for electricity or batteries. This results in a self sufficient grill with a clean looking front panel.



### Model Shown: 24NBT

Primary Cooking Surface:	432 sq. inches
BTU's:	32,000 Primary + 10,000 Backburner
Cut-out:	24½"w x 19½"d x 8½"h



### "RAPID-LIGHT"

Push-to-light piezo ignition system



### Model Shown: 36NBT

Primary Cooking Surface:	648 sq. inches
BTU's:	50,000 Primary + 12,000 Backburner
Cut-out:	37"w x 19½"d x 8½"h



### Model Shown: 30NBT

Primary Cooking Surface:	540 sq. inches
BTU's:	45,000 Primary + 10,000 Backburner
Cut-out:	30¾"w x 19½"d x 8½"h

All models available in Natural Gas with Propane conversion kit included.  
All models also available without backburner (-00SP).

## "L" SERIES GRILLS

The "L" series grills feature an electronic push button ignition system and interior halogen lights (controlled by a push button located on the right side of the unit) ideal for night grilling. Requires 120 Volt AC power.



**Model Shown: 24PCL**

Primary Cooking Surface: 432 sq. inches

BTU's: 32,000 Primary + 10,000 Backburner  
+ 12,000 Side Burner



**Model Shown: 30PCL**

Primary Cooking Surface: 540 sq. inches

BTU's: 45,000 Primary + 10,000 Backburner  
+ 12,000 Side Burner



**Model Shown: 36PCL**

Primary Cooking Surface: 648 sq. inches

BTU's: 50,000 Primary + 12,000 Backburner  
+ 12,000 Side Burner

## PORTABLE COLLECTIONS



FLUSH MOUNTED SIDE BURNER



HALOGEN LIGHTS  
Included with all "L" series grills

All models available in Natural or Propane gas. (Natural Gas change the "P" in the model number to an "N").

All models also available without backburner and side burner (-00SP).

For optional factory-installed Infrared Burner upgrade, replacing left standard burner on "L" Series Grills, add -R to Model # (e.g. 36PCL-R). Additional cost applies.





*Pictured above: 30PCL Portable Grill*


## "T" SERIES GRILLS

The "T" series grills feature a push-to-light piezo ignition system that eliminates the need for electricity or batteries. This results in a self sufficient grill with a clean looking front panel.



### Model Shown: **24PCT**

Primary Cooking Surface:	432 sq. inches
BTU's:	32,000 Primary + 10,000 Backburner + 12,000 Side Burner



### "RAPID-LIGHT"

*Push-to-light piezo ignition system*



### Model Shown: **36PCT**

Primary Cooking Surface:	648 sq. inches
BTU's:	50,000 Primary + 12,000 Backburner + 12,000 Side Burner



### Model Shown: **30PCT**

Primary Cooking Surface:	540 sq. inches
BTU's:	45,000 Primary + 10,000 Backburner + 12,000 Side Burner

*All models available in Natural or Propane gas. (Natural Gas change the "P" in the model number to an "N").  
All models also available without backburner and side burner (-00SP).*

## POST MODEL COLLECTION

Designed for condos, apartments, or anywhere space is at a premium. The American Outdoor Grill® In-Ground and Patio Post Mount units pack a lot of grilling enjoyment into smaller spaces (432 square inches). The In-Ground Grill models must be cemented into the ground. Pedestal models may be bolted to a deck or concrete slab. Both feature a backburner, warming rack and dual side shelves (standard). The optional stainless steel tank shield is designed to conceal the unsightly propane tank while a safety chain keeps the tank securely in place.


Both grill versions are available as "L" series with lights and electronic ignition and "T" series with "Rapid Light" piezo ignition system.



Pictured above: 24PPT Pedestal Grill with optional Tank Shield



Model: **3092A**



Pedestal and In-Ground models include a one hour safety timer that automatically shuts the gas off.



Model: **TH-PP-2**



OPTIONAL TANK SHIELD  
& TANK SUPPORT

### Model Shown: **24NPT**

Primary Cooking Surface: 432 sq. inches

BTU's: 32,000 Primary + 10,000 Backburner

### Model Shown: **24NGT**

Primary Cooking Surface: 432 sq. inches

BTU's: 32,000 Primary + 10,000 Backburner

Post Models available in Natural Gas with Propane conversion kit included.

Models also available without backburner and side burner (-00SP).

For optional factory-installed Infrared Burner upgrade, replacing left standard burner on "L" Series Grills, add **-R** to Model # (e.g. **24NPL-R**). Additional cost applies.



## ISLAND SYSTEMS

Constructed from durable Glass Fiber Reinforced Concrete (GFRC) and easily assembled on site, these Island Systems are designed specifically for AOG® grills. These 5-piece systems include a Café Blanco island base with a contrasting polished Smoke counter top.

### Model #: DC790-CBR-108SM

Dimensions	107" wide x 35" deep x 36" high
Product Requirements	<ul style="list-style-type: none"> <li>• 36NBL (T) grill + AD-36C adapter</li> <li>• REF-20 Refrigerator</li> <li>• 3282L (T) Double side burner + 3282-AD</li> <li>• 16-39-SSD Front Double Access Door</li> <li>• 20-14-SSDR/DL(DRV/DLV) Side Door</li> </ul>

System also available with Double Drawer (16-15-DSSD) instead of Refrigerator. Model #: **DC790-CBD-108SM**

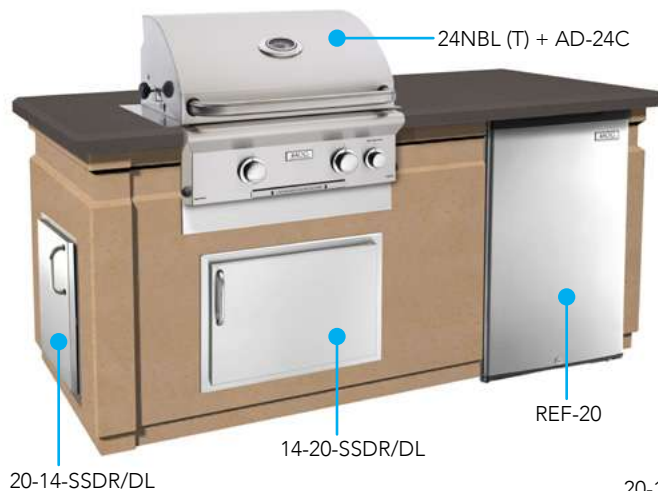
### Model #: DC430-CBR-75SM

Dimensions	76" wide x 35" deep x 36" high
Product Requirements	<ul style="list-style-type: none"> <li>• 24NBL (T) grill + AD-24C adapter</li> <li>• REF-20 Refrigerator</li> <li>• 14-20-SSDR/DL Front Single Access Door</li> <li>• 20-14-SSDR/DL(DRV/DLV) Side Door</li> </ul>

System also available with Double Drawer (16-15-DSSD) instead of Refrigerator. Model #: **DC430-CBD-75SM**



Pictured above: DC790-CBR-108SM Island, 36NBL Grill, REF-20 Refrigerator, & 16-39-SSD Double Access Door



Model Shown #: DC430-CBR-75SM



Model Shown #: DC790-CBD-108SM



## ACCESSORIES



### AOG® REFRIGERATOR

Model: REF-20

Cut-out: 20" w x 22" d x 34½" h

4.2 cubic foot. Interior light and security lock and key. Reversible door hinge. When used outdoors, it must be installed in an enclosure.



### DOUBLE SIDE BURNER

Model: 3282T/L (P)

Cut-out: 11½" w x 22¾" d x 8½" h

Enjoy precise flame control on each burner to prepare side dishes and sauces for you meal. Choose from electronic push button (L) or push-to-light (T) ignition systems. Comes with two 12,500 BTU's burners, stainless steel rod grid, and stainless steel cover.



### INFRARED BURNER ("L" Series Only)

Model: IRB-18

Option for all "L" Series Grills replacing the left standard burner. It uses infrared heat to lock-up juices for tender meat and full flavor. Perfect for an amazing seared steak. (Also available as a factory-installed upgrade)



### PORTABLE GRILL COVERS

Description	Model
24" Cover for Portable Grill	CC24-C
30" Cover for Portable Grill	CC30-C
36" Cover for Portable Grill	CC36-C



### SINGLE SIDE BURNER

Model: 3283 (P)

Cut-out: 8¾" w x 14¼" d

Drops into any custom grill island. Sized for sauce and sauté pans. Cooking or reheating side dishes or sauces is quick and easy with a 15,000 BTU's burner.



### BUILT-IN GRILL COVERS

Description	Model
24" Cover for Built-In Grill	CB24-C
30" Cover for Built-In Grill	CB30-C
36" Cover for Built-In Grill	CB36-C



### STAINLESS STEEL GRIDDLE

Model: GR18

The new AOG® Stainless Steel Griddle features a 304, 12 gauge stainless steel construction, removable drip tray and scratch resistant surface. This unique grilling accessory heats up fast and allows you to cook all your meals in your outdoor kitchen.

## Additional AOG® Accessories (not pictured)

Description	Model
Portable propane to natural gas Conversion Kit	CK-1-NAT
Insulating Liner (Specify Size)*	24-IL-B, 30-IL-B, 36-IL-B
Adapters for Grills (Required for Island Systems)	AD-24C or AD-36C
Adapter for Double Side Burner (Required for DC790 Island)	3282-AD
Rotisserie Kit	RK-24, RK-30, RK-36
Smoker Box	3561
Grill Light	3574
Grill Light Bracket (needed for -00SP models)	24-B-28

\*Grill island cut-outs change when using insulating liner



# DOORS & DRAWERS



## FEATURE HIGHLIGHTS

- Stainless steel tubular handles
- 304 s.s. double wall construction
- Cut-out is **height x width x depth**
- Most doors can be ordered for either right or left access



### SINGLE ACCESS DOOR\*

Model: 24-17-SSDR OR DL

Cut-out: 25" x 17½"



### SINGLE ACCESS DOOR\*

Model: 17-24-SSDR OR DL

Cut-out: 18" x 24½"



### DOUBLE ACCESS DOOR\*

Model: 20-30-SSD

Cut-out: 21" x 30"



### SINGLE ACCESS DOOR WITH TANK TRAY AND LOUVERS

Model: 20-14-SSDRV OR DLV

Cut-out: 21" x 14½" x 20½"



### DOOR W/DOUBLE DRAWER

Model: 18-30-SSDD

Cut-out: 18½" x 30" x 26"



### DOOR W/DOUBLE DRAWER & PLATTER STORAGE

Model: 18-36-SSDD

Cut-out: 18½" x 36½" x 26"



### MASONRY DRAWER

Model: 13-31-SSD

Cut-out: 13" x 31" x 20½"



### DOUBLE DRAWER

Model: 16-15-DSSD

Cut-out: 16" x 14½" x 20½"

* Additional sizes shown on page 9	Single Access Door	Single Access Door	Double Access Door
	Model: 20-14-SSDR OR DL Cut-out: 21" x 14½"	Model: 14-20-SSDR OR DL Cut-out: 15" x 20½"	Model: 16-39-SSD Cut-out: 16" x 39"



## FEATURE HIGHLIGHTS

- 304 stainless steel construction
- Black Slam latch handle
- Single wall construction
- Cut-out is **height x width x depth**
- Single Access Doors also available in black powder coat finish
- Most doors are reversible for left or right access



### DOUBLE ACCESS DOORS

Model: 20-30-SD

Cut-out: 20½" x 30"



### SINGLE ACCESS DOOR

Model: 17-24-SD

Cut-out: 17½" x 24½"



### SINGLE ACCESS DOOR

Model: 14-20-SD

Cut-out: 14½" x 20½"



### SINGLE ACCESS DOOR

Model: 12-18-SD

Cut-out: 12½" x 18½"



### SINGLE ACCESS DOOR

Model: 24-17-SD

Cut-out: 24½" x 17½"



### SINGLE ACCESS DOOR

Model: 20-14-SD

Cut-out: 20½" x 14½"



### SINGLE ACCESS DOOR

Model: 18-12-SD

Cut-out: 18½" x 12½"



### SINGLE ACCESS DOOR WITH LOUVERS

Model: 20-14-SDV

Cut-out: 20½" x 14½"





## **AMERICAN OUTDOOR GRILL® WARRANTY HIGHLIGHTS**

### **FIFTEEN YEAR WARRANTY**

American Outdoor Grill® stainless steel burners are warranted for **Fifteen (15) years**

### **TEN YEAR WARRANTY**

All other American Outdoor Grill® parts (excluding ignition systems, accessories, infrared burner, and vaporizer panels) are warranted for **Ten (10) years**

### **THREE YEAR WARRANTY**

Infrared burners and vaporizer panels are warranted for **Three (3) years**

### **ONE YEAR WARRANTY**

Ignition systems (excluding batteries) and accessories (including side burners, rotisserie motors, and thermometers) are warranted for **One (1) year**

*THE ROBERT H. PETERSON CO. RESERVES THE RIGHT TO AMEND PRODUCT SPECIFICATIONS WITHOUT PRIOR NOTICE.*

CRAFTED WITH PRIDE  IN THE USA

Rev. 0 - 1612161030



**RH PETERSON CO.**  
14724 PROCTOR AVE. CITY OF INDUSTRY, CA 91746  
[www.americanoutdoorgrill.com](http://www.americanoutdoorgrill.com)

L-E1-00117